



INDUSTRY RESEARCH REPORT · APRIL 2026

The **WhatsApp** Productivity Crisis

The hidden economic and cognitive cost of unstructured WhatsApp communication — quantified, sourced, and actionable for every organisation running on WhatsApp.

\$9T

Global annual productivity loss from workplace distraction

23 min

Focus recovery time after one WhatsApp notification

\$8.9M

Annual exposure per 50-person WhatsApp-dependent team

00 — EXECUTIVE SUMMARY

The \$9 Trillion Problem

Nobody Is Talking About

WhatsApp has become the de facto operating system for mobile-first, deskless workers worldwide. But the platform that solved the access problem has created a productivity crisis of extraordinary scale — one most organisations have yet to quantify.

This report synthesises landmark research from UC Irvine, MIT's Attention Lab, Microsoft Viva Insights, the American Psychological Association, and enterprise data covering over 1.5 million users. The conclusion: for a 50-person company running on WhatsApp, annual exposure reaches **\$8.9 million** when all costs are accounted for.

KEY FINDINGS

- 01** A single WhatsApp notification costs **23 minutes 15 seconds** of deep-focus recovery — a neurological limit, not a preference. [1]
- 02** Workers face **15 interruptions per hour**. Completing a single recovery cycle before the next interruption is **biologically impossible**. [1]
- 03** Continuous switching raises error rates by **37%** and reduces working memory accuracy by **20%**. A 2.8-second interruption doubles errors. [6]
- 04** Shadow IT — WhatsApp is the leading enterprise offender — drives **11% of global cyber incidents** at \$4.2M average breach cost. [12]
- 05** A 50-person company loses an estimated **\$507,000 in direct annual productivity** before breach, compliance or knowledge loss are counted. [7]
- 06** The answer is not to abandon WhatsApp. **Capture, structure and surface** what teams already generate — without changing how they work.

3.14B

WhatsApp monthly active users — 150 billion messages processed daily (2025)

25x

Average daily WhatsApp opens per user in 2025, up from 21x in 2024

80%

Of the global workforce has no corporate email — WhatsApp is their only work tool

17x

Gap between executive perception and actual shadow app usage in their organisations

01 — THE NEUROSCIENCE

Your Brain Was Not Built for *This*

Human attention functions through a series of "mental control settings" that must be physically reconfigured every time focus shifts. A WhatsApp notification dismantles a cognitive architecture that takes nearly 25 minutes to rebuild.

"Because interruptions arrive every 4 minutes and each requires over 23 minutes for full recovery, it is mathematically impossible for a modern worker to complete a single recovery cycle before the next interruption occurs."

— Gloria Mark, UC Irvine Attention Research Lab [1]

THE RECOVERY GAP — WHY FULL FOCUS IS NEVER ACHIEVED

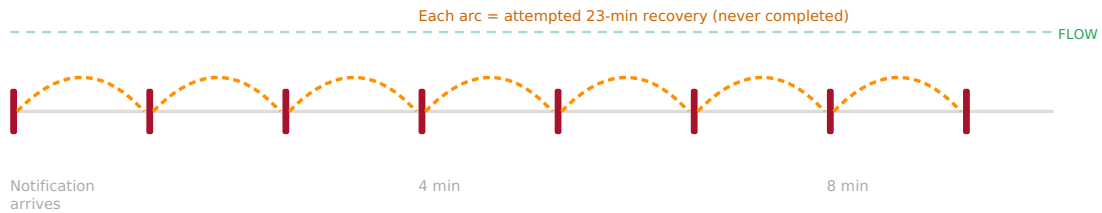


EXHIBIT 1 — INTERRUPTION AND FOCUS METRICS

Sources: UC Irvine [1], Microsoft Viva Insights [4], MIT Attention Lab [6], APA [3]

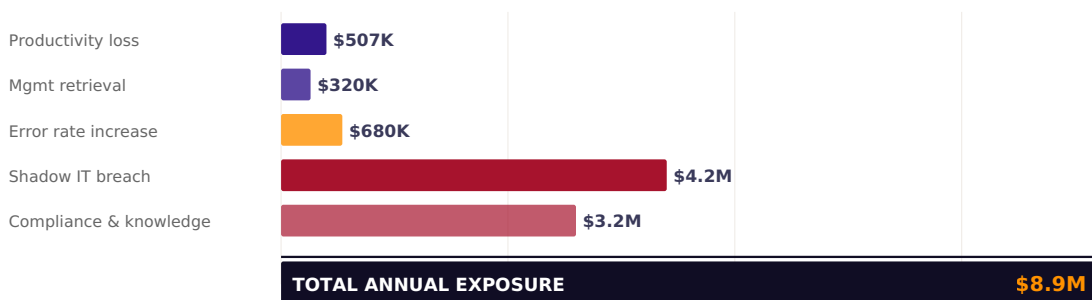
METRIC	VALUE	REF
Average refocusing time after interruption	23 min 15 sec	[1]
Interruption frequency — average knowledge worker	15 per hour	[1]
Time on task before next self-interruption	12 min 40 sec	[1]
Average app toggles per workday	1,200	[4]
Daily productive time lost to distractions	2.1 hours	[4]
Productive time consumed by context switching	40%	[3]
IQ drop from sustained digital multitasking	10 points	[5]
Error rate increase — continuous partial attention	37%	[6]
Working memory accuracy reduction	20%	[6]
Error increase from a 2.8-second interruption	100% (doubled)	[6]

02 — FINANCIAL ARCHITECTURE

What It Actually *Costs*

The true cost of an employee ranges from 1.25-1.4x base salary once payroll taxes, benefits and overhead are included. Apply this multiplier to distraction data and the numbers become very uncomfortable.

EXHIBIT 2 — 50-PERSON COMPANY ANNUAL EXPOSURE (\$8.9M TOTAL)



\$10,140

Annual loss per employee — \$50K-\$100K salary band

35+ working days lost to communication inefficiency. For \$200K+ executives: \$54,860 per year. Source: Enterprise productivity modelling [7]

EXHIBIT 3 — ENTERPRISE-SCALE FINANCIAL IMPACT

Sources: [3][8][9][10][11][12]

FINANCIAL IMPACT CATEGORY	ANNUAL VALUE	REF
Global productivity loss (all distraction)	\$9 Trillion	[3]
U.S. annual loss — context switching	\$450 Billion	[10]
U.S. annual loss — workplace distractions	\$650 Billion	[11]
Average large enterprise digital inefficiency (2024)	\$104 Million	[8]
SME monthly loss — 20-person firm (context switching)	€5,000-€9,000	[9]
Average shadow IT breach cost per incident	\$4.2 Million	[12]
Annual licensing waste — U.S. & UK	\$34 Billion	[12]

THE PSYCHOMETRIC DIMENSION

The Stressor-Strain-Outcome (SSO) model identifies three overload channels: **Information Overload** (group chat volume exceeding cognitive capacity), **Communication Overload** (perpetual multi-channel monitoring), and **Social Overload** (psychological pressure from read receipts). [13] The resulting technostress weakens executive functions, reduces creative output, and creates a silent performance tax that never appears in any financial statement.

03 — SHADOW IT & GOVERNANCE

The 17x *Visibility Gap*

Executives believe their organisations use 37 applications on average. Research from 1.5 million user records finds the actual average is 625 — with shadow IT accounting for 42% of the total. WhatsApp sits at the top of that shadow stack.

EXHIBIT 4 — THE SHADOW IT VISIBILITY GAP

EXECUTIVE BELIEF

37 apps

625 actual apps

= 17x more than executives believe

ORGANISATIONAL REALITY



67%

Use unapproved SaaS apps at work

69%

Deliberately bypass security protocols

78%

Use unapproved AI tools (Shadow AI)

11%

Of all global cyber incidents linked to shadow IT

"78% of employees admit to using unapproved AI tools — often accessed through WhatsApp. While 80% believe these tools improve productivity, 60% admit figuring out the tool often takes longer than completing the task without it."

— Enterprise Shadow IT Report, 2024 [12]

The Security Exposure

Shadow IT is responsible for **11% of global cyber incidents** and is implicated in almost half of all cyberattacks. The average breach cost exceeds **\$4.2 million per incident**. Combined with \$34 billion in annual licensing waste from unused shadow software, the governance gap is a primary financial risk — not an IT inconvenience.

THE "CHAT GRAVEYARD" — COMMUNITY EVIDENCE

Reddit and professional forums consistently document the same pattern: important tasks "vanish the moment a new message arrives." Documented incidents include losing **4 years of critical business data** from a single UI misclick, hour-long "scavenger hunts" for buried files, and a "doom day" risk where one account ban severs every client relationship instantly. [17]

04 — THE SCALE PROBLEM

The Bigger You Grow, *The Worse It Gets*

WhatsApp chaos is manageable at small scale. At 10 people it's annoying. At 30 it's dangerous. At 80 it's a crisis. At acquisition it kills the deal.

EXHIBIT 5 — WHATSAPP CHAOS ESCALATION BY HEADCOUNT




EXHIBIT 6 — INFLECTION POINTS BY HEADCOUNT

HEADCOUNT	REALITY	PRIMARY RISK
10 people	Messages pile up. Important items vanish. Someone is always out of the loop.	Missed commitments
30 people	Deals fall through. Senior people spend 3-4 hours daily in retrieval mode.	Revenue leakage
80 people	Onboarding fails. Decisions made twice. Compliance becomes a live liability.	Operational breakdown
Acquisition	"It's all in WhatsApp" tanks the valuation or kills the deal at due diligence.	Exit failure

Healthcare: The High-Stakes Case Study

In clinical environments, **98.3% of consultations** transfer images via WhatsApp; **99.6%** use it for text instructions. [14] The Joint Commission identifies communication failures as the root cause of over **70% of medical errors**. Structured governance could prevent **671,440 adverse events annually** — saving **\$6.8 billion**. [14]

The same structural failure applies in financial services, legal, construction, and property management — any sector where WhatsApp has become the de facto system of record without any governance layer.

THE 37% U.S. WHATSAPP USER PARADOX

37% of U.S. WhatsApp users earn \$100,000+ per year — meaning the most expensive labour in the market is also the most likely to be engaged in high-frequency, unstructured WhatsApp communication. [16] The financial cost of switching is most concentrated in the roles where cognitive focus is most critical.

05 — THE PATH FORWARD

Capture, Don't *Replace*

The answer is not to abandon WhatsApp. 80% of the global workforce depends on it and no top-down mandate has ever successfully displaced a tool employees love. The answer is to give WhatsApp a brain.

What the Research Validates

Microsoft Viva Insights (2024) found that employees with at least **four hours per week of protected focus time** report 121% higher engagement and 68% fewer cognitive fatigue events. [4] Georgetown University research demonstrates that **90-minute uninterrupted blocks** produce higher output and lower error rates than equivalent fragmented time. [15]

121%

Higher engagement for employees with 4+ hours of protected focus per week (Microsoft Viva Insights, 2024) [4]

68%

Fewer cognitive fatigue events for teams with structured, protected communication protocols [4]

HOW THE INTELLIGENCE LAYER WORKS



THE GLOWSEND AI THESIS

ToGo lives inside WhatsApp groups as a named participant — capturing decisions, generating tasks from commitments, transcribing voice notes, protecting deep focus via calendar integration, surfacing context on @command. Zero onboarding. Zero behaviour change.

The Vault makes everything retrievable, auditable, searchable, and integratable with CRM, project management and Google Calendar. Everything your team generates in WhatsApp — structured, governed, permanently accessible.

Your team's intelligence is leaking. Every day.

Every untracked commitment, every missed decision, every new hire who joins a group with no context — these are quantifiable, compounding losses that grow with your team.

GlowSend AI was built for exactly this problem. Join the Founding Circle — 100 spots only.

www.glowsendai.com

REFERENCES & SOURCES

Sources & Citations

All statistical claims sourced from named institutions. GlowSend AI has not conducted primary research. This report is a synthesis of publicly available findings.

NEUROSCIENCE & COGNITIVE PERFORMANCE

- 1 Mark, G., Gudith, D., & Klocke, U. (2008). "The cost of interrupted work: More speed and stress." *SIGCHI Conference on Human Factors in Computing Systems*. UC Irvine. — 23-minute rule, 15 interruptions/hour, self-interruption data.
- 2 Mark, G. (2023). *Attention Span*. Hanover Square Press. — Attention residue theory; perpetual partial attention model.
- 3 American Psychological Association. (2006). "Multitasking: Switching costs." *APA Science Brief*. — 40% time loss; \$9T global productivity cost.
- 4 Microsoft Viva Insights. (2024). *Work Trend Index Annual Report*. Microsoft Corp. — 1,200 daily toggles; 121% engagement gain; 68% fatigue reduction with protected focus.
- 5 Wilson, G., & Swinson, J. (2005). "The Infomania Study." HP / King's College London. — 10-point IQ drop from digital multitasking.
- 6 MIT Attention Lab. (2024). *Continuous Partial Attention: Error Rate Analysis*. MIT. — 37% error increase; 20% working memory loss; 2.8-second doubling effect.

FINANCIAL & ENTERPRISE PRODUCTIVITY

- 7 Wakefield Research / Doodle. (2019). *The State of Meetings Report*. — 35 working days lost per employee annually; salary-band financial modelling.
- 8 Ivanti. (2024). *Digital Employee Experience Report*. — \$104M avg large-enterprise digital loss; \$4M at 2,000 employees.
- 9 Qatalog / Cornell University. (2022). *The Cost of Context Switching*. — €5,000–€9,000/month for 20-person firms; 3–4× software cost.
- 10 Realization Technologies. (2016). *The True Cost of Multitasking*. — \$450B U.S. context switching loss.
- 11 Challenger, Gray & Christmas. (2023). *Workplace Distraction Report*. — \$650B U.S. distraction; \$15.5B mobile loss.

SHADOW IT, SECURITY & GOVERNANCE

- 12 1E / Nexthink. (2024). *The Hidden Cost of Shadow IT*. — 625 actual apps vs 37 perceived; 42% shadow share; \$4.2M breach cost; \$34B waste; 11% cyber incidents.
- 13 Chen, L., et al. (2020). "WhatsApp as a Multi-Dimensional Stressor." *Information Systems and e-Business Management*. — SSO model: information, communication, social overload.

HEALTHCARE

- 14 Mobasher, M.H., et al. (2015). *JMIR*. / The Joint Commission. (2021). *Sentinel Event Root Causes*. — 98.3% WhatsApp image transfer; 70% medical errors from communication failure; \$6.8B savings potential.

STRATEGY, SOLUTION & COMMUNITY EVIDENCE

- 15 Newport, C. (2016). *Deep Work*. Grand Central Publishing. / Georgetown University research on 90-minute focus blocks.
- 16 Meta Platforms Inc. (2024). *WhatsApp Business API Documentation*. developers.facebook.com/docs/whatsapp
- 17 Reddit community threads (2024–2025): [r/Design](https://www.reddit.com/r/Design), [r/ProductivityApps](https://www.reddit.com/r/ProductivityApps), [r/AskUK](https://www.reddit.com/r/AskUK), [r/whatsapp](https://www.reddit.com/r/whatsapp). Full URL index: glowsendai.com/research

Disclaimer: Compiled from publicly available research for informational and marketing purposes. GlowSend AI (PTY) Ltd does not claim ownership of any sourced research. Financial projections are illustrative estimates applying a 1.3× fully-loaded salary multiplier consistent with standard HR accounting. Individual outcomes will vary. © 2026 GlowSend AI (PTY) Ltd · CIPC 2019/287077/07 · Proudly built in South Africa 